



# Challenges and Progress in achieving SDG 1 and 2 in Zimbabwe

*Leaving Noone Behind: No Poverty, Zero Hunger by 2030*

**Presented By:**

**Tungamirai Eric Mupona**



# Personal Introduction

---



**Tungamirai Eric Mupona**

Zimbabwe

Zhejiang University, School of Public Affairs,

International Affairs and Global Affairs Master's Student

Main Research Interests: China-Africa Studies, Political Economy of Development

Others: Abroad Path Leaders Public Social Welfare Platform Founder

# CONTENTS



“Towards a Prosperous &  
Empowered Upper Middle  
Income Society by 2030”

**Part 1** Country Profile  
& SDGs  
Summary

**Part 3** **SDG 2: Zero  
Hunger**

**Part 2** **SDG 1: No Poverty**

**Part 4** Conclusion

# Part 1.1 Country Profile



<b>Population</b>	<b>15,178,979 (As of 20th April 2022); Zimstat</b>
Total Land area	390,580 km <sup>2</sup>
Land	386,670 km <sup>2</sup>
Water	3,910 km <sup>2</sup>
Border countries and Length	Botswana 813 km, Mozambique 1,231 km, South Africa 225 km, Zambia 797 km
Climate	Tropical; moderated by altitude; rainy season (November to March)
Terrain	Mostly high plateau with higher central plateau (high veld); mountains in east
Natural Resources	Diamonds, coal, chromium ore, asbestos, gold, nickel, copper, iron ore, vanadium, lithium, tin, Platinum Group Metals
Zimbabwe Geographic coordinates	Zimbabwe is located at latitude -19.015438 and longitude 29.154857
Officially recognized languages in Zimbabwe	English, Shona, Ndebele, Chewa, Chibarwe, Kalanga, Koisan, Nambya, Ndau, Shangani, sign language, Sotho, Tonga, Tswana, Venda and Xhosa.
Key Economic sectors	Mining, Manufacturing, Agriculture and Tourism.

# Part 1.2 SDG Summary



## ZIMBABWE

Sub-Saharan Africa

### OVERALL PERFORMANCE

COUNTRY RANKING

ZIMBABWE

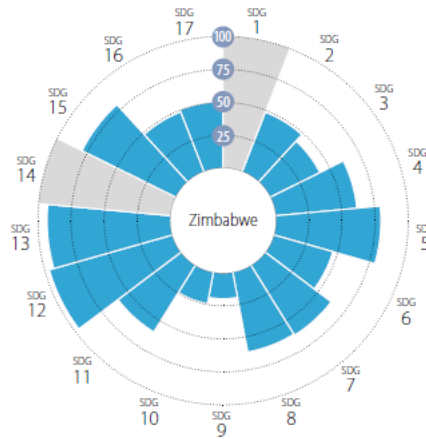
**131** / 163

COUNTRY SCORE



REGIONAL AVERAGE: 53.6

### AVERAGE PERFORMANCE BY SDG



### SDG DASHBOARDS AND TRENDS



■ Major challenges  
 ■ Significant challenges  
 ■ Challenges remain  
 ■ SDG achieved  
 ■ Information unavailable  
↓ Decreasing  
 → Stagnating  
 ↗ Moderately improving  
 ↑ On track or maintaining SDG achievement  
 ● Information unavailable

Year	Global Rank	SDG Index Score
2016	109/149	48.6
2017	121/157	56.1
2018	115/156	58.8
2019	121/195	59.7
2020	125/166	53.8
2021	125/165	58.7
2022	131/163	56.8

Source: The global SDGs Index and Dashboards Report of 2022



## Part 1.2 Other Measures: Human Development Index



Between 1990 and 2021, Zimbabwe's HDI value increased from 0.509 to 0.593. Zimbabwe's HDI value for 2021 was **0.593**— which put the country in the medium human development category—positioning it at **146 out of 191** countries and territories.

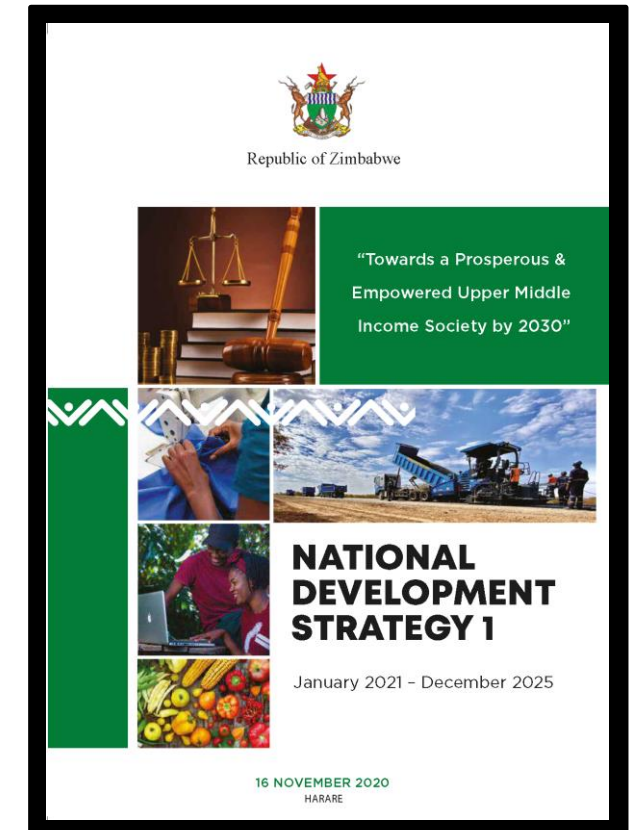
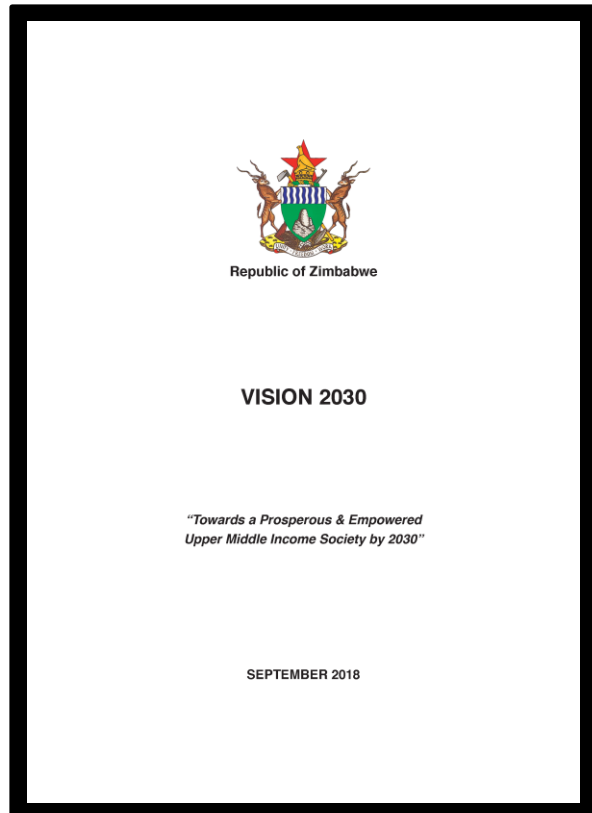
Year	HDI Value
1990	0.509
2000	0.452
2010	0.512
2015	0.582
2018	0.602
2019	0.601
2020	0.600
2021	0.593

*Source: UNDP, Human Development Report 2021/2022*

# Part 1.3 SDGs Incorporation to National Framework



Zimbabwe has made significant progress in the implementation of SDGs underpinned by the following policy frameworks: Zimbabwe Agenda for Sustainable Economic Transformation (ZIMASSET, 2013 – 2018); Transitional Stabilisation Programme (TSP, 2018 - 2020); and the current **National Development Strategy 1** (NDS1, 2021 - 2025) and the country's **Vision 2030** which mainstreamed the **UN 2030 Agenda** to facilitate joint implementation, monitoring and evaluation. It is also in synchrony with the **AU Agenda 2063**.



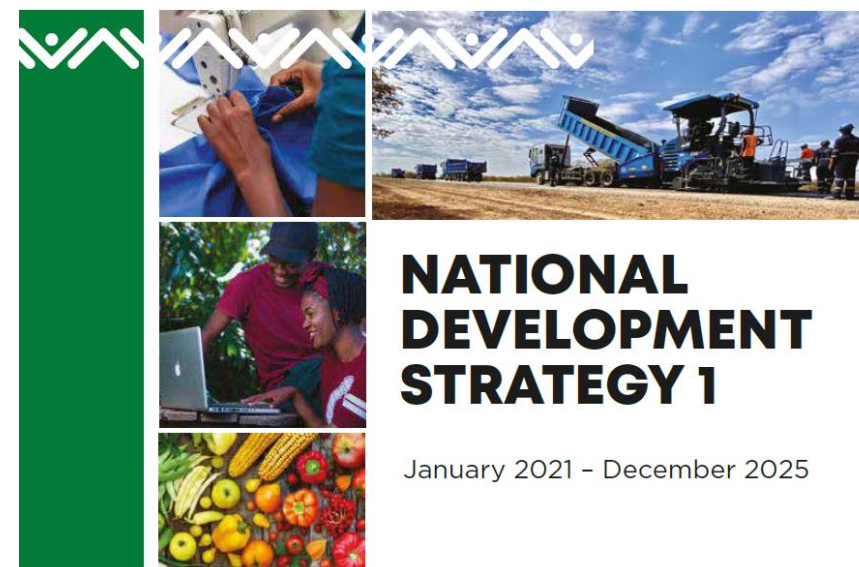
# Part 1.3 SDGs Incorporation to National Framework



	NDS1 Priorities	Related SDGs
1	Economic Growth and Stability	8; 10; 17
2	Food and Nutrition Security	2; 13
3	Infrastructure and Utilities	7; 9; 11
4	Governance	10; 16
5	Moving the Economy up the Value Chain and Structural Transformation	8; 9; 12
6	Housing Delivery	11
7	Health and Wellbeing	3; 5; 6
8	Human Capital Development	4; 8; 17
9	Environmental Protection, Climate Resilience and Natural Resource Management	5; 6; 11; 12; 13; 14; 15
10	Image-building and International Engagement and Re-engagement	10; 17
11	Devolution	8; 10
12	Social Protection	1; 2; 5; 10; 11
13	Digital Economy	8; 9; 11; 17
14	Youth and Culture	8; 11

The SDGs have been prioritized and integrated into Zimbabwe’s national development plan, Vision 2030, National Development Strategy 1 (NDS1, 2021 - 2025) as well as the National Budget.

Priority SDGs in their order: 8, 7, 2, 9, 6, 17, 3, 4, 13, and 5 plus goal 16.

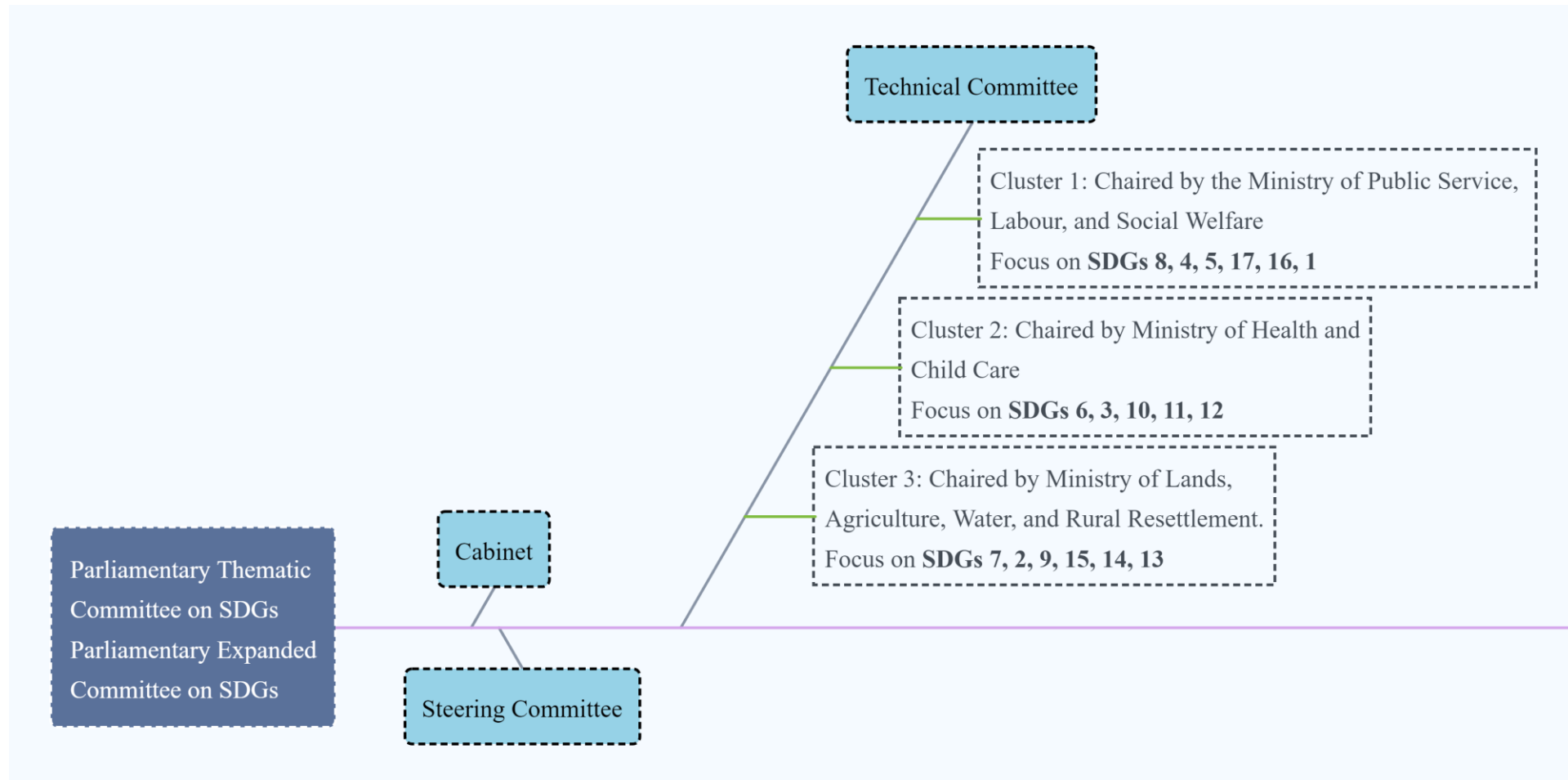




# Part 1.4 Implementation & Governance of SDGs in Zimbabwe



Key Approach: “Leaving no one behind” — Whole of Government; Whole of Society



Source: 2nd Voluntary National Review (VNR) 2021

## Part 1.4 Progress on SDG-related Frameworks & Monitoring Process

---



- 🏠 Zimbabwe Position Paper on SDGs 2016/2017
- 🏠 Monitoring and Evaluation Framework for the SDGs 2019, revised in 2021
- 🏠 SDGs Progress Review Report 2020
- 🏠 1st Voluntary National Review (VNR) 2017
- 🏠 2nd Voluntary National Review (VNR) 2021
- 🏠 1st Voluntary Local Reviews (VNR) (Victoria Falls and Harare) 2020
- 🏠 Zimbabwe Vulnerability Assessment Committee (ZimVac) - Rural Livelihoods Assessment (RLA); Urban Livelihoods Assessment
- 🏠 2016 – 2020 Zimbabwe United Nations Development Assistance Framework
- 🏠 2022-2026 Zimbabwe United Nations Sustainable Development Cooperation Framework (ZUNSDCF)
- 🏠 Zimbabwe was among the few 11 African countries that were selected to present at the second SDGs Moment held on 20 September 2021 during the UNGA

# Part 2.1 No Poverty - Introduction

---



- ✔ Zimbabwe prioritises poverty reduction as it pursues **Vision 2030** which seeks to rebuild and transform the country into an Upper-Middle Income Economy by 2030.
- ✔ Poverty alleviation is considered as a cross cutting issue and a key pillar in the implementation of the NDS1.
- ✔ The extreme poverty rate has increased steadily between 2011 and 2020, only declining in 2021 following exceptionally good harvest and disinflation policies.
- ✔ International poverty rate was 22 percent in 2011, and it was estimated to be 41 percent in 2021 and 40 percent in 2022.
- ✔ Important SDG1-related initiatives by taken the Zimbabwean government include:
  - ① 2016 Interim Poverty Reduction Strategy Paper (IPRSP)
  - ② 2016 National Social Protection Policy Framework (NSPPF)
  - ③ Revised National Gender Policy (2017)



## Part 2.2 No Poverty - Economic Indicators



Population, million	<b>15.1</b>
GDP, current US\$ billion	26.2
GDP per capita, current US\$	1737.2
International poverty rate (\$1.9)a	39.5
Lower middle-income poverty rate (\$3.2)a	63.8
Upper middle-income poverty rate (\$5.5)a	82.8
Gini indexa	50.4
School enrollment, primary (% gross)b	97.3
Life expectancy at birth, yearsb	61.5
Total GHG Emissions (mtCO2e)	116.1

*Source: World Bank, 2021*

## Part 2.3 “No Poverty” Statistics



**Table 6: NDS1 Target % of People in Extreme Poverty**

	2021	2022	2023	2024	2025	2026	2027	2028	2029
% of People in Extreme Poverty	24.5	19.2	15.4	12.3	10.1	9.6	9.2	9.2	9.3

*Source: National Development Strategy*





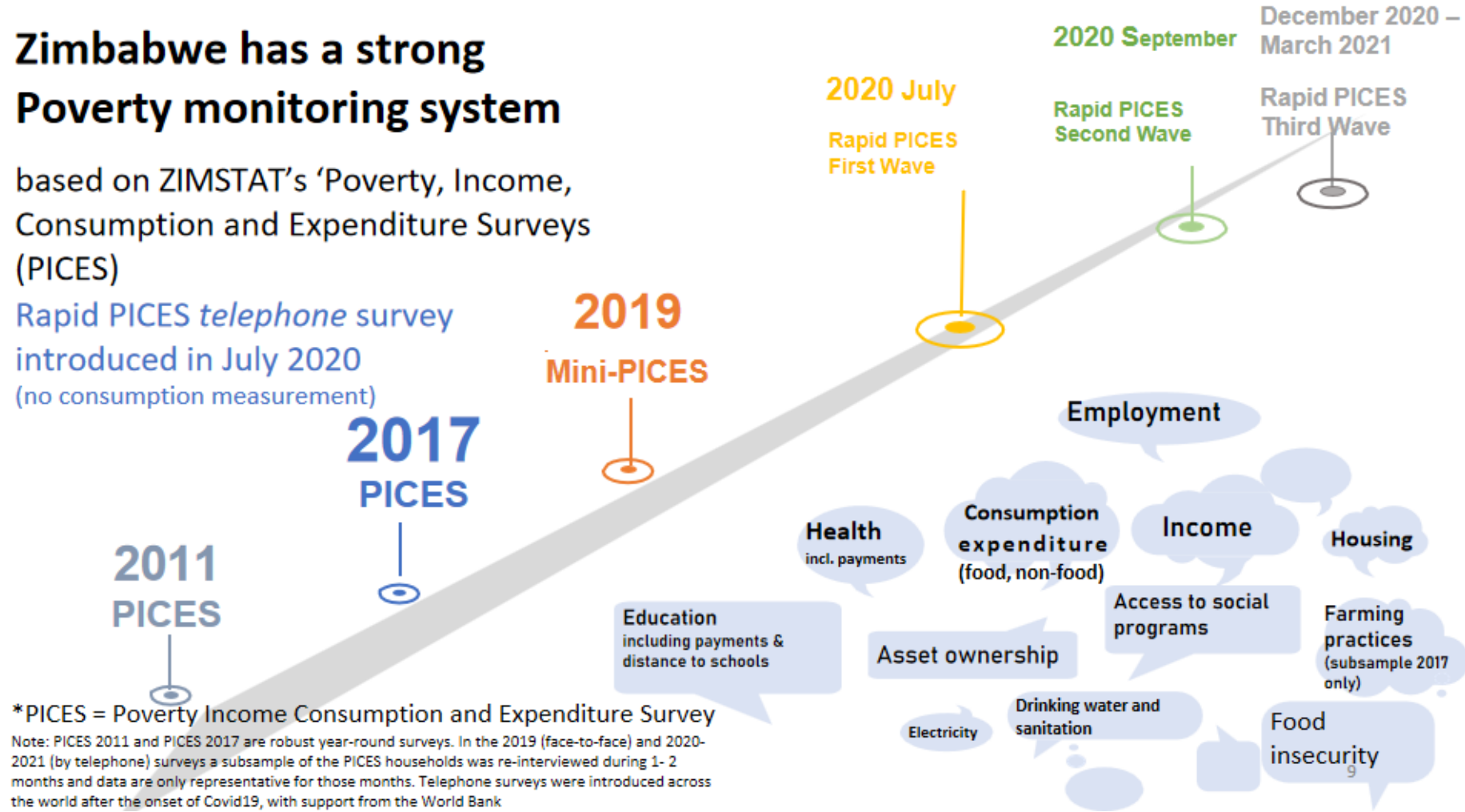
# Part 2.3 “No Poverty” Statistics



## Zimbabwe has a strong Poverty monitoring system

based on ZIMSTAT’s ‘Poverty, Income, Consumption and Expenditure Surveys (PICES)

Rapid PICES *telephone* survey introduced in July 2020 (no consumption measurement)



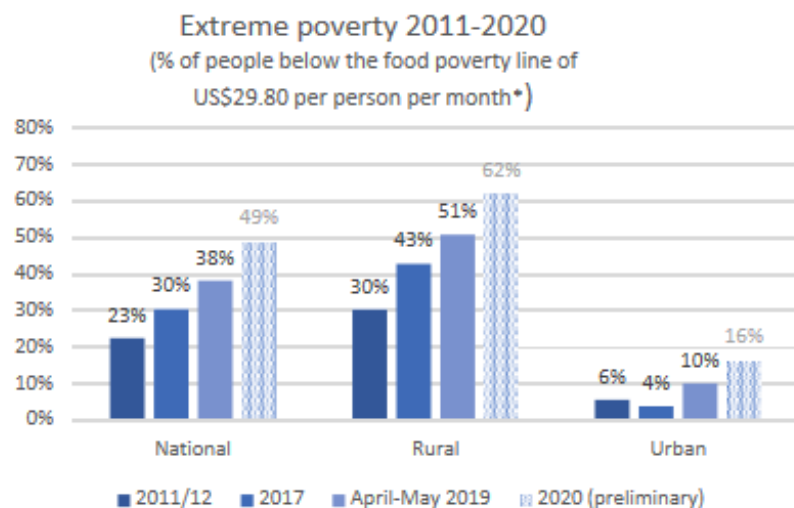
\*PICES = Poverty Income Consumption and Expenditure Survey  
Note: PICES 2011 and PICES 2017 are robust year-round surveys. In the 2019 (face-to-face) and 2020-2021 (by telephone) surveys a subsample of the PICES households was re-interviewed during 1- 2 months and data are only representative for those months. Telephone surveys were introduced across the world after the onset of Covid19, with support from the World Bank

Source: World Bank, Zimstat

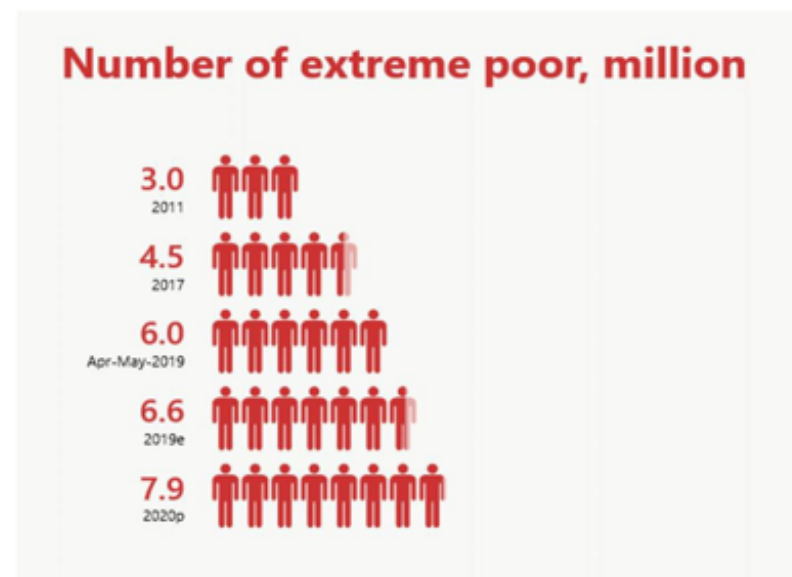


## The number of extreme poor people more than doubled between 2011 and 2020

- Extreme poverty rose from 23 percent in 2011/12 to 38 percent in April-May 2019. During 2017-2019 urban poverty rose faster than rural poverty in relative terms.
- Preliminary estimates suggest the number of extreme poor reached 7.9 million in 2020—49 percent of the population. This is driven by job and income losses in urban areas, and a deterioration of social services and a drop in agricultural production in rural areas.



Source: ZIMSTAT [Poverty Update 2017-2019](#) and preliminary WB estimates  
 \* The value of a basket of food items typically consumed by Zimbabweans that provides minimum energy needs (2200kcal /day /person)  
 Standard errors: 2017 (rural = 0.6%, urban = 1.3%); 2019 (rural = 2.9%, urban = 4.3%)  
 Note: Urban is based on the official classification and may exclude some of the densely populated peri-urban areas.



Sources: 2011, 2017 and April-May 2019 estimates – ZIMSTAT  
 \*2019 and 2020 annual estimates are based on World Bank simulations

Source: World Bank, Zimstat

## Part 3.1 Zero Hunger - Introduction

---



✔ Zimbabwe has prioritised ending hunger within its overall development and policy thrust. Zimbabwe has an elaborate and enabling institutional and policy framework underpinning the agriculture sector.

✔ Important SDG2-related initiatives by taken the Zimbabwean government include:

① 2012-2032 Comprehensive Agricultural Policy Framework

② 2013 Food and Nutrition Security Policy

③ Food and Nutrition Council (FNC) Strategic Plan (2021-2025)

④ Multi-Sectoral National Food and Nutrition Security Strategy for Zimbabwe 2021-2025 (MFNSS 2021-2025)


⑤ Pfumvudza Conservation Agriculture Programme

Leading Agency: **Food and Nutrition Council (FNC)**



# Part 3.2 Zero Hunger - Key Stakeholders & Guiding Frameworks





2021-2025

## STRATEGY REPORT

**NATIONAL DEVELOPMENT STRATEGY I**

*National Priority Areas* : Economic Growth & Stability, Food Security and Nutrition Security, Value Chain and Structural Transformation, Health and Well-being, Human Capital Development, Digital Economy, Infrastructure & Utilities, Youth, Sport and Culture, Environmental Protection, Climate Resilience and Natural Resource Management, Social Protection, Devolution and Decentralisation

**Structures for the Implementation of the NPSS**

- Working Party of Permanent Secretaries and Cabinet Committee on Food and Nutrition Security
- The Food and Nutrition Council
- Multisectoral platforms (e.g., ZIMWAC, High Level Multi-Stakeholder Food and Nutrition Forum, and Food and Nutrition Security Advisory Group)
- Food and Nutrition Security Committees (FNSCs) at Ward, District and Provincial Level
- Multisectoral platforms are inclusive of Local Authorities, Development Partners, Private Sector, and the Community

**Improved Nutrition Status - reduced morbidity and mortality**

Improved Intake and Utilization | Improved Health Status, including chronic illnesses

**HOUSEHOLD LEVEL**

Food Availability, Access, and Stability | Women and Child Care Practices and Knowledge | Health, Water and Sanitation

**KRA 1** Policy Analysis and Advice | **KRA 2** Agriculture and Food Security | **KRA 3** Social Protection and Social Assistance | **KRA 4** Food Safety, Quality and Standards | **KRA 5** Nutrition Security | **KRA 6** Food and Nutrition Security Information | **KRA 7** Enabling and Strengthening Capacity for Food and Nutrition Security

**CROSS CUTTING ISSUES** (Gender, Youth and HIV & AIDS)


**UNDERLYING FACTORS**

Climate | Political, Social, Cultural, Gender, Security | Health and Chronic Illnesses (e.g., HIV & AIDS, Cancer) | Household and Market Dynamics

**OUTCOME**

- Improved Food and Nutrition Security
- Prosperous & Empowered Upper Middle-Income Society
- Resilient Communities
- Improved Development, Productivity and Economic Growth

www.fnc.org



## Part 3.3 Zero Hunger - General Facts

---



- ✔ The government with support from the UN recently introduced the zero-hunger strategy.
- ✔ Interventions in the agricultural sector have been aligned to the principles of the **Comprehensive African Agriculture Development Programme (CAADP)**.
- ✔ The Zimbabwe Constitution recognizes the right to adequate food and nutrition coupled with access to basic health care and social services in terms of article 15 a, b and c; article 19 (2) (b), article 21 (2) (b) and article 77b.
- ✔ The **Food and Nutrition Council (FNC) Strategic Plan (2021-2025)** is a blueprint for “ending hunger” by 2030 in Zimbabwe through NDS1, it is a robust strategy which seeks to promote the realization Zimbabwe Vision 2030 commitments, the AU Agenda 2063 aspirations and UN Agenda 2030 Goal no.2.



## Part 3.4 Zero Hunger - Statistics

---



- ✔ There was a reduction in agricultural output across most major food crops.

Agricultural productivity has also been sub-optimal. For instance, the average yield in maize, declined from 1.15 in 2017 to 0.99 tonne per hectare in 2019 against a potential of 5 – 25 tonnes depending on production system.

- ✔ The country has experienced an increase in the Global Hunger Index (GHI) score from 28.8 in 2016 to **34.4** in 2019. This is attributable to the erratic rainfall and drought which put a downward pressure on food and livestock production (drought induced poor harvests).

## Part 4 Conclusion: Opportunities

---



- ✔ **Demographic Dividend** — The country's demographic profile is dominated by the productive age group (15-64) which accounts for 94% of the total population.
- ✔ The launch and operationalisation of the Africa Continental Free Trade Area (AfCFTA) creates more opportunities
- ✔ Zimbabwe's geo-strategic location — Zimbabwe is the choke point of Southern Africa which is critical for macroeconomic activities.
- ✔ The Diaspora community estimated at 3 million could be a possible stream of investment.
- ✔ Zimbabwe has put in place a good policy and institutional framework to underpin sustainable development.

# Part 4 Conclusion: Main Challenges

---



## 1. Economic

- ✔ Sanctions, economic isolation and high levels of public indebtedness
- ✔ Limited fiscal space and the underperforming macroeconomy
- ✔ Lack of adequate and critical infrastructure
- ✔ Rapid urbanisation, deindustrialisation and rising informality: rising urban poverty

## 2. Institutional

- ✔ Gaps in terms of policy implementation and coherence
- ✔ Land reform legacies

## 3. Exogenous

- ✔ Climatic shocks: cyclone Idai, protracted drought,
- ✔ Health related shocks (COVID 19)



**Thank you everyone!**

**感谢各位的仔细聆听**